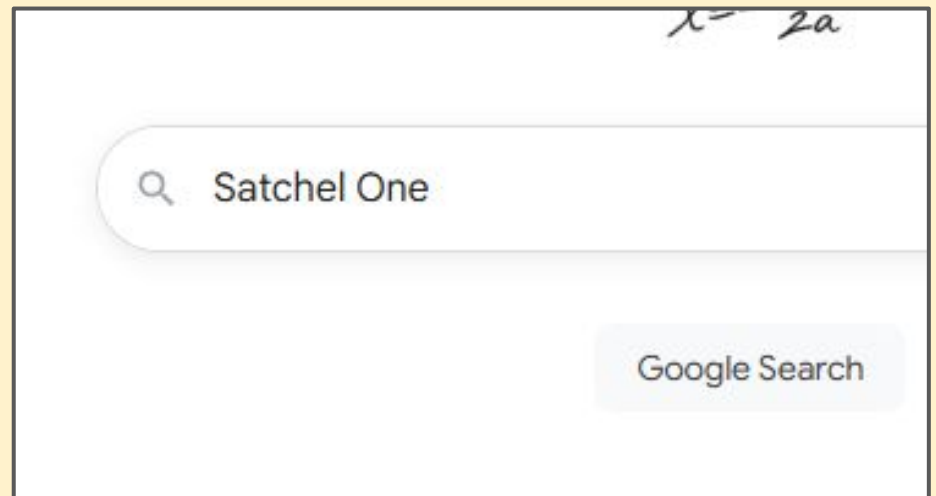


Getting to your homework

Your homework is set using SatchelOne

To access it, search for **Satchel One**

Or [click this link](#)



Getting to your homework

Accept cookies

Then start to enter the name of the school and choose it from the list



The screenshot shows the Satchel One login interface. At the top, the logo 'satchel:one' is displayed in black and red. Below it, the text 'Search for your school to login to Satchel One.' is centered. A search input field contains the text 'Stowmarket High'. Below the input field, a dropdown menu is open, showing a single result: 'Stowmarket High School' with a school building icon to its left. At the bottom of the page, there are links for 'Get in touch', 'Legal', and 'Status Page', followed by a copyright notice: '© Teachercentric. All Rights Reserved 2008 - 2025'.

satchel:one

Search for your school to login to Satchel One.

Stowmarket High

Stowmarket High School

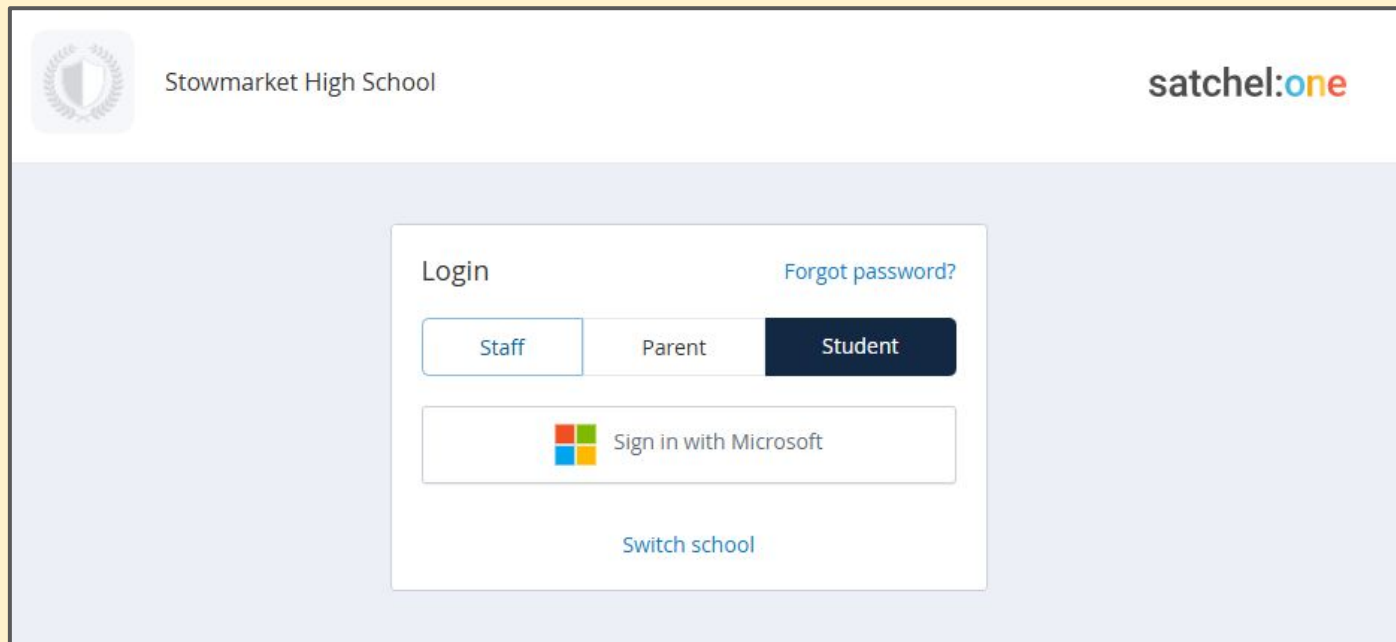
[Get in touch](#) | [Legal](#) | [Status Page](#)

© Teachercentric. All Rights Reserved 2008 - 2025

Getting to your homework

Click the **Student** option at the top

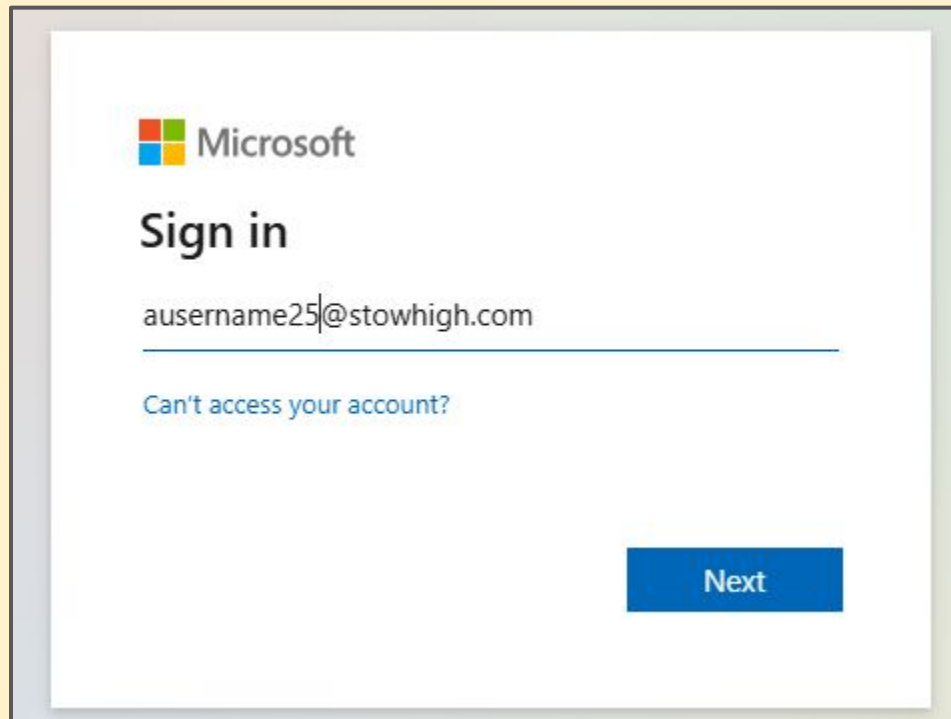
Then log in using the Sign in with Microsoft button. Enter your school email and password



The screenshot shows the login interface for Stowmarket High School's Satchel:one system. At the top left is the school's crest logo, followed by the text "Stowmarket High School". At the top right is the "satchel:one" logo. The main content area is a light blue rectangle containing a white login box. Inside this box, the word "Login" is on the left and a "Forgot password?" link is on the right. Below these are three buttons: "Staff", "Parent", and "Student". The "Student" button is dark blue and highlighted. Underneath the buttons is a "Sign in with Microsoft" button featuring the Microsoft logo. At the bottom of the login box is a "Switch school" link.

Getting to your homework

Your school email is your username followed by
@stowhigh.com

A screenshot of a Microsoft sign-in window. The window has a white background with a light gray border. At the top left is the Microsoft logo (four colored squares: red, green, blue, yellow) followed by the word "Microsoft" in a sans-serif font. Below the logo is the text "Sign in" in a bold sans-serif font. Underneath "Sign in" is a text input field containing the email address "ausername25@stowhigh.com". A thin blue horizontal line is positioned below the input field. Below the line is a link that says "Can't access your account?". In the bottom right corner of the window is a blue rectangular button with the word "Next" in white text.

Microsoft

Sign in

ausername25@stowhigh.com

[Can't access your account?](#)

Next

Getting to your homework

Once you're in Satchel One, you should be able to access your homework for each subject